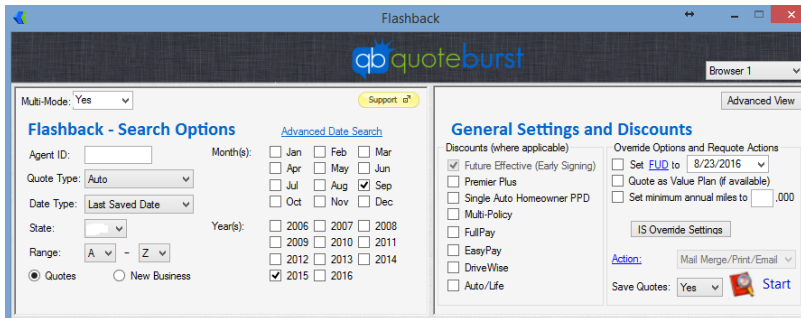


Job Aid

Flashback is a powerful tool that pulls old leads from Alliance and quotes them with the latest rates. The agent then has the option to print or create a mail merge file.

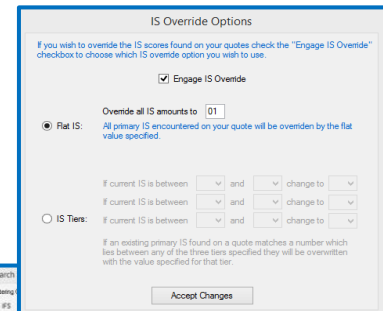
Flashback - Search Options

- On the Quoteburst Main Menu, select Flashback
- Set Quote Type
- Set Date Type
- Select State (Select Any if quote in Multiple states)
- Select Range (A-Z)
- Select Dates – don't select future dates for the last saved.



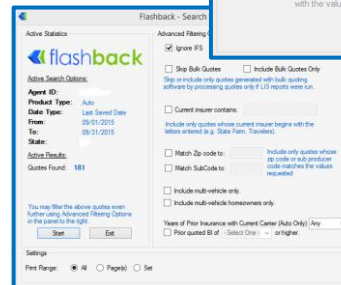
General Settings and Discounts

- Select discounts to apply
- Set Follow Up Date "FUD", Value Plan (if available), and minimum annual miles if desired
- Select "IS Override Settings" to adjust IS score.
- Select "Engage in IS Override" and select Flat IS OR IS Tiers and adjust your IS score accordingly
- Choose if you would like to Save quotes
- Click Start



Advanced Filtering Options

- Apply desired Filters
- Click "Start" to begin quoting
- Minimize while Flashback quotes



Finishing – When the quoting is complete...

- With PRINT, you will be prompted to print when the quoting process is complete
- With MAIL MERGE, your mail merge file will be saved to your DESKTOP under the file name indicated by Flashback. All can be found on our website, www.quoteburst.com.
- With EMAIL, you will not be required to do anything.
- QBlife Subscriber click yes when asked to export to QBlife.

