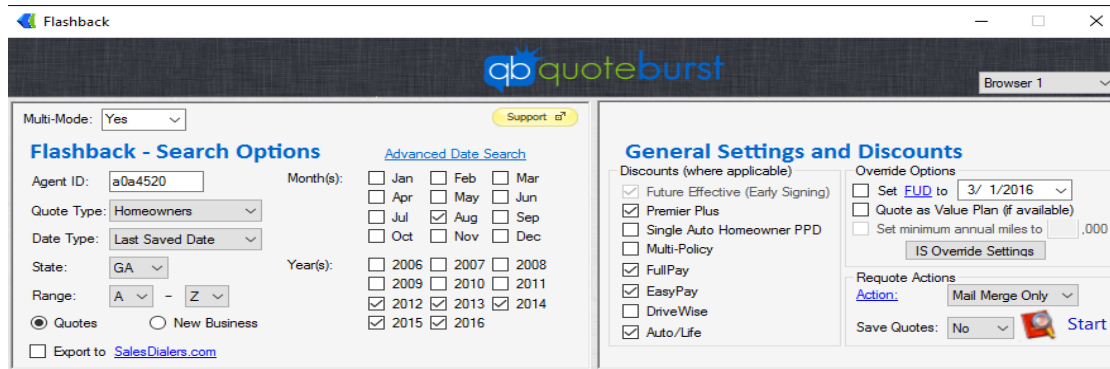


# Job Aid

Flashback is a powerful tool that pulls old leads from Alliance and quotes them with the latest rates. The agent then has the option to print or create a mail merge file.

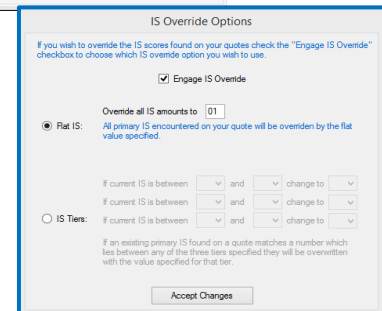
## Flashback - Search Options

- On the Quoteburst Main Menu, select Flashback
- Set Quote Type
- Set Date Type
- Select State (Select Any if quote in Multiple states)
- Select Range (A-Z)
- Select Dates – don't select future dates for the last saved.



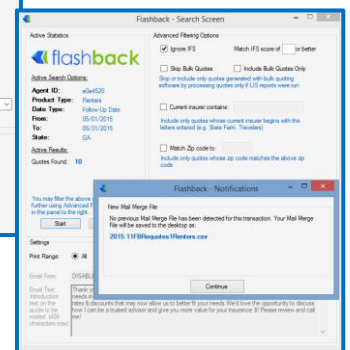
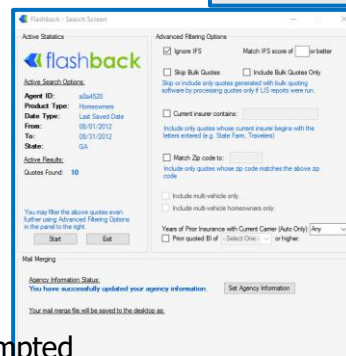
## General Settings and Discounts

- Select discounts to apply
- Set Follow Up Date "FUD", Value Plan (if available), and minimum annual miles if desired
- Select "IS Override Settings" to adjust IS score.
- Select "Engage in IS Override" and select Flat IS OR IS Tiers and adjust your IS score accordingly
- Change the Action to the output you need.
- Choose if you would like to Save quotes
- Click Start



## Advanced Filtering Options

- Apply desired Filters
- Click "Start" to begin quoting
- Minimize while Flashback quotes



## Finishing – When the quoting is complete...

- If PRINT is your output action, you will be prompted to print when the quoting process is complete
- If MAIL MERGE is your output action, your mail merge file will be saved to your DESKTOP under the file name indicated by Flashback. All templates can be found on our website, [www.quoteburst.com](http://www.quoteburst.com).
- QBlife Subscriber click yes when asked to export to QBlife.